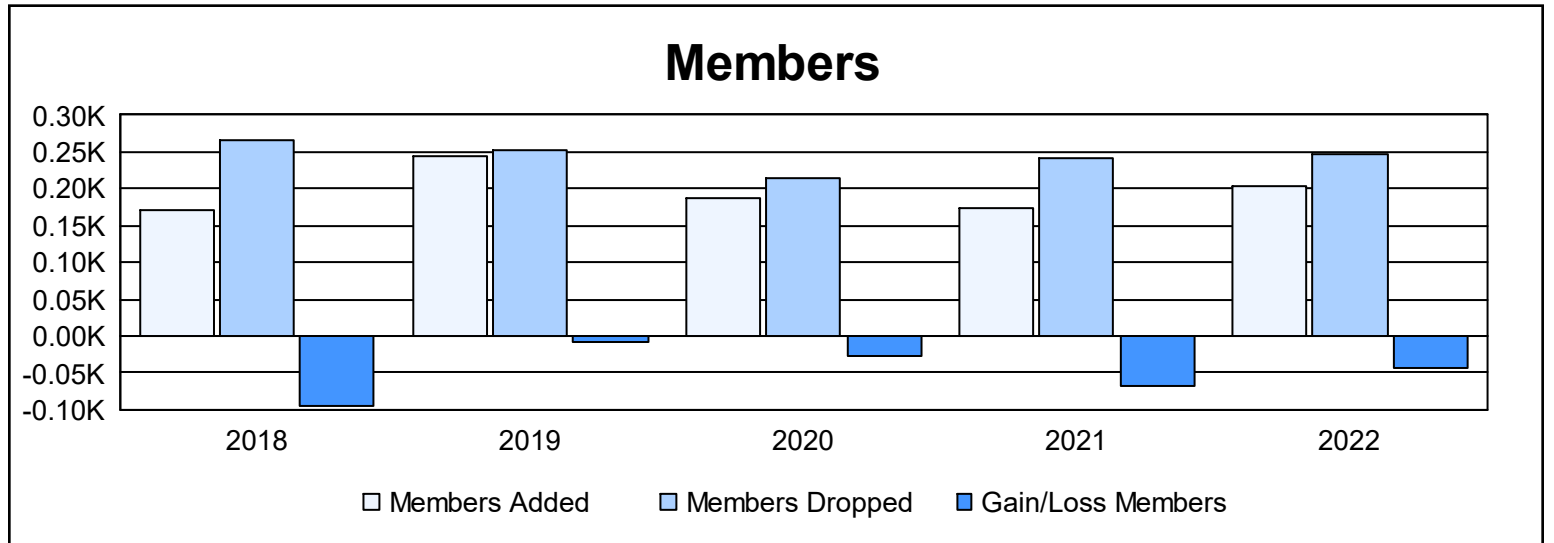
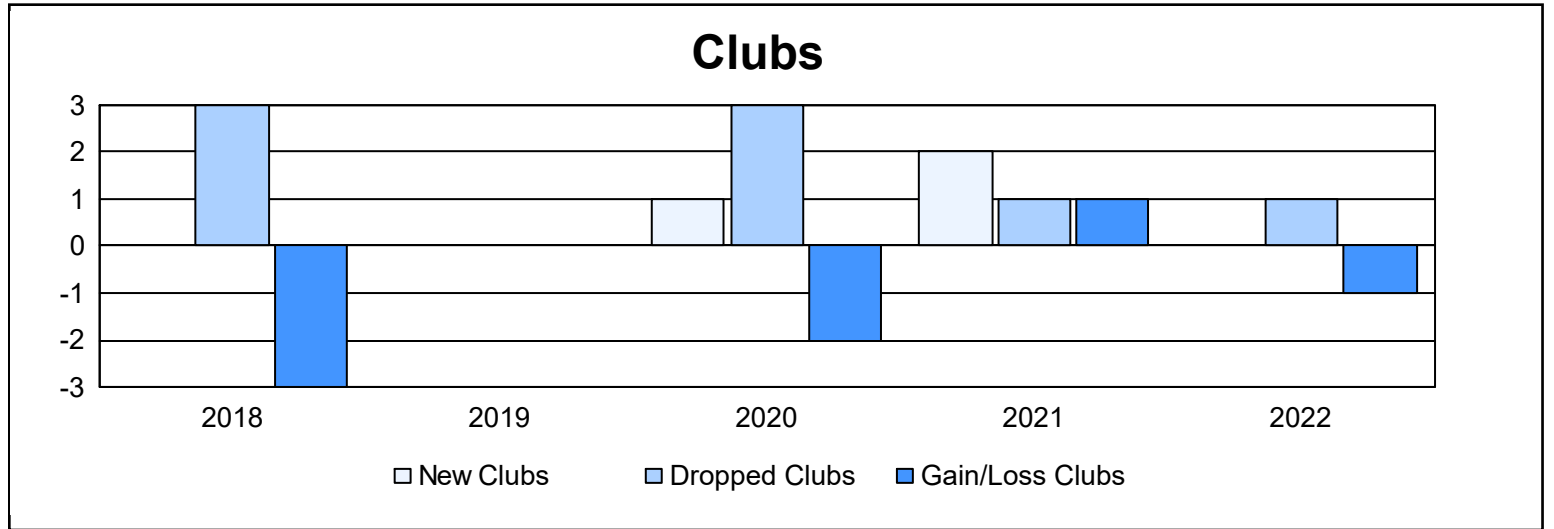
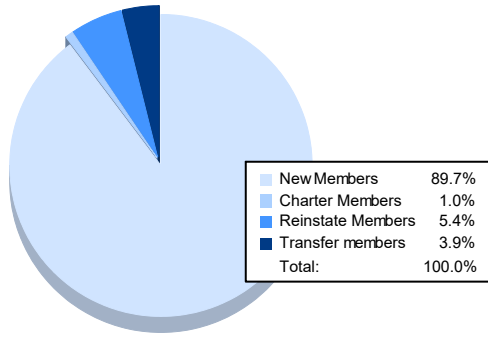


Year	New Clubs	Dropped Clubs	Gain/ Loss Clubs	New Members	Charter Members	Reinstate Members	Transfer Members	Total Member Added	Total Members Dropped	Gain/ Loss Members
2017-2018	0	3	-3	157	0	10	4	171	266	-95
2018-2019	0	0	0	216	1	11	16	244	253	-9
2019-2020	1	3	-2	147	23	8	10	188	215	-27
2020-2021	2	1	1	120	42	3	9	174	241	-67
2021-2022	0	1	-1	183	2	11	8	204	247	-43
<b>Average</b>	<b>1</b>	<b>2</b>	<b>-1</b>	<b>165</b>	<b>14</b>	<b>9</b>	<b>9</b>	<b>196</b>	<b>244</b>	<b>-48</b>



### Membership Composition June 2022 Cumulative



### Gender Composition June 2022 Cumulative

